

BRCS070P03SC

Rev.A May.-2024

描述 / Descriptions

SOP-8 塑封封装 P 沟道 MOS 场效应管。

P-Channel Enhancement Mode Field Effect Transistor in a SOP-8 Plastic Package.

特征 / Features

$V_{DS} (V) = -30V$ $I_D = -16A (V_{GS} = \pm 20V)$

$R_{DS(ON)}@-10V \leq 8.0m\Omega (Typ. 7.0m\Omega)$

$R_{DS(ON)}@-4.5V \leq 15m\Omega (Typ. 10.3m\Omega)$

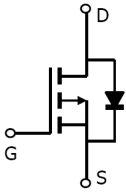
无卤产品。HF Product.

用途 / Applications

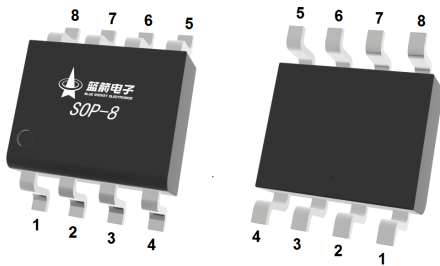
用于电源管理，便携式设备和电池供电系统。

Power Management in Notebook computer, Portable Equipment and Battery powered systems.

内部等效电路 / Equivalent Circuit



引脚排列 / Pinning



PIN 1 : S PIN 2 : S PIN 3 : S PIN 4 : G

PIN 5 : D PIN 6 : D PIN 7 : D PIN 8 : D

印章代码 / Marking

见印章说明。

See Marking Instructions.

极限参数 / Absolute Maximum Ratings(Ta=25°C)

参数 Parameter	符号 Symbol	数值 Rating	单位 Unit
Drain-Source Voltage	V_{DS}	-30	V
Drain Current - Continuous	I_D	-16	A
Drain Current – Pulsed	I_{DM}	-65	A
Gate-Source Voltage	V_{GS}	± 20	V
Power Dissipation	P_D	3	W
Single Pulse Avalanche Energy(L=0.5mH)	E_{AS}	360	mJ
Avalanche Current(L=0.5mH)	I_{AS}	-30	A
Junction and Storage Temperature Range	T_j, T_{stg}	-55 to 150	°C
Thermal resistance, junction - ambient	$t \leq 10s$	41.7	°C/W
	Steady-State	75	

电性能参数 / Electrical Characteristics(Ta=25°C)

参数 Parameter	符号 Symbol	测试条件 Test Conditions	最小值 Min	典型值 Typ	最大值 Max	单位 Unit
Drain-Source Breakdown Voltage	BV_{DSS}	$I_D = -250\mu A$ $V_{GS} = 0V$	-30	-35		V
Zero Gate Voltage Drain Current	I_{DSS}	$V_{DS} = -30V$ $V_{GS} = 0V$			-1	μA
Gate-Body leakage current	I_{GSS}	$V_{DS} = 0V, V_{GS} = \pm 20V$			± 100	nA
Gate Threshold Voltage	$V_{GS(th)}$	$V_{DS} = V_{GS}$ $I_D = -250\mu A$	-1	-1.5	-2.5	V
Static Drain-Source On-Resistance	$R_{DS(on)}$	$V_{GS} = -10V, I_D = -10A$		7.0	8	m Ω
		$V_{GS} = -4.5V, I_D = -8A$		10.3	15	
Diode Forward Voltage	V_{SD}	$I_S = -1A, V_{GS} = 0V$			-1.2	V
Input Capacitance	C_{iss}	$V_{DS} = -25V$ $V_{GS} = 0V$ $f = 1.0MHz$		3260		pF
Output Capacitance	C_{oss}			335		
Reverse Transfer Capacitance	C_{rss}			330		
Gate resistance	R_g	$V_{GS} = 0V$ $V_{DS} = 0V$ $f = 1MHz$		5.6		Ω
Total Gate Charge	$Q_{g(10V)}$	$V_{GS} = -10V, V_{DS} = -15V,$ $I_D = -20A$		51		nC
Total Gate Charge	$Q_{g(4.5V)}$			32		
Gate Source Charge	Q_{gs}			11		
Gate Drain Charge	Q_{gd}			13		

电性能参数 / Electrical Characteristics(Ta=25°C)

参数 Parameter	符号 Symbol	测试条件 Test Conditions	最小值 Min	典型值 Typ	最大值 Max	单位 Unit
Turn-On Delay Time	$t_{d(on)}$	$V_{GS}=-10V$ $V_{DS}=-15V$ $R_L=0.75\Omega$ $R_{GEN}=3\Omega$		12.5		ns
Turn-On Rise Time	t_r			19		
Turn-Off Delay Time	$t_{d(off)}$			125		
Turn-Off Fall Time	t_f			67		

电参数曲线图 / Electrical Characteristic Curve

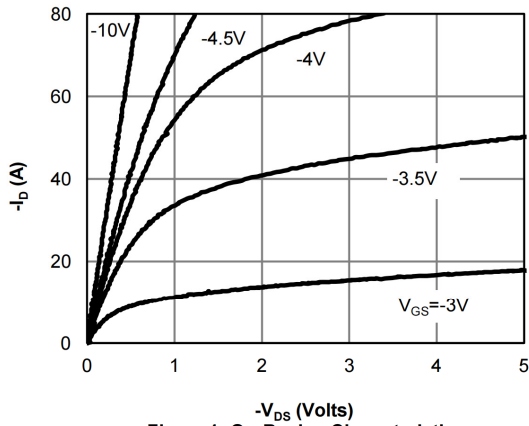


Figure 1: On-Region Characteristics

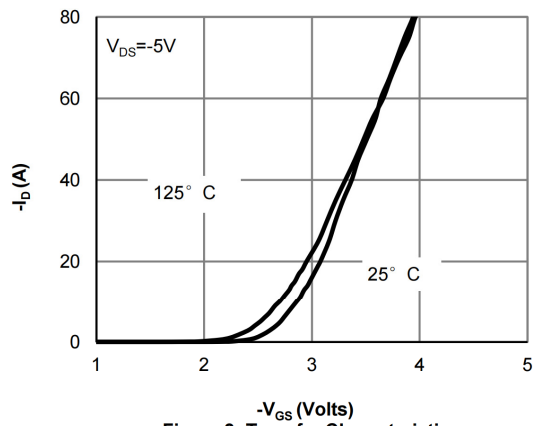


Figure 2: Transfer Characteristics

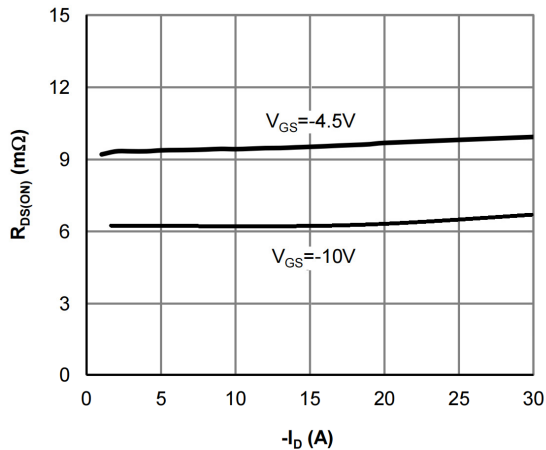


Figure 3: On-Resistance vs. Drain Current and Gate Voltage

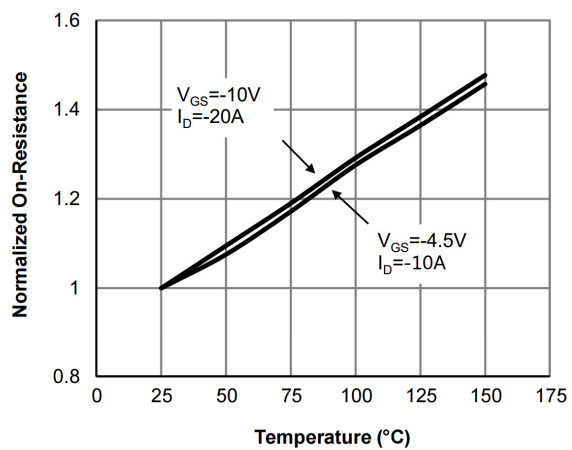


Figure 4: On-Resistance vs. Junction Temperature

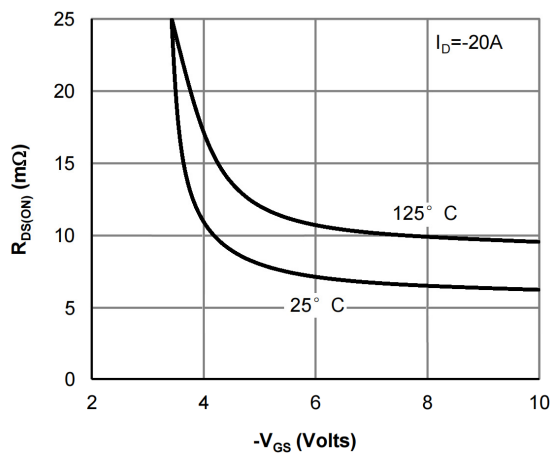


Figure 5: On-Resistance vs. Gate-Source Voltage

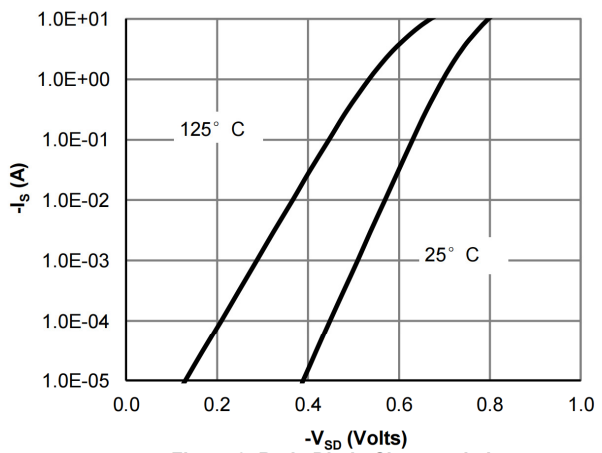


Figure 6: Body-Diode Characteristics

电参数曲线图 / Electrical Characteristic Curve

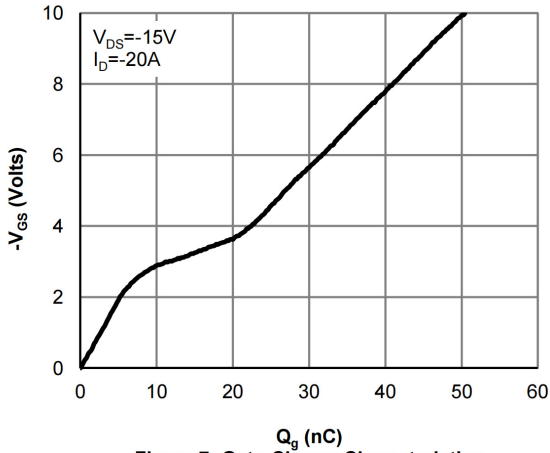


Figure 7: Gate-Charge Characteristics

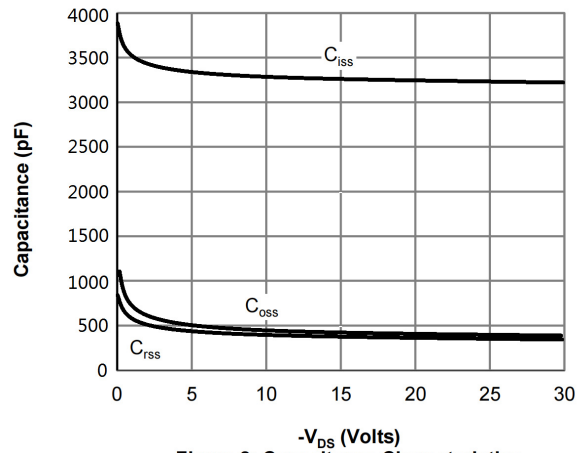


Figure 8: Capacitance Characteristics

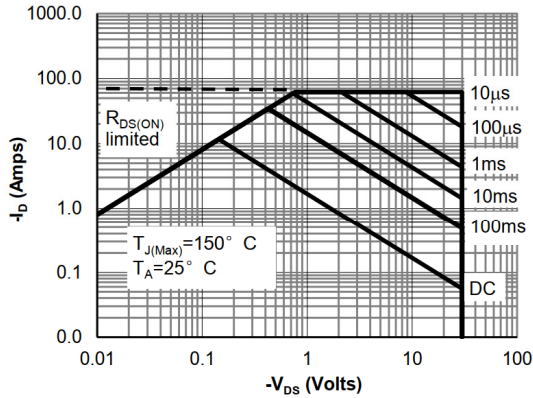


Figure 9: Maximum Forward Biased Safe Operating Area

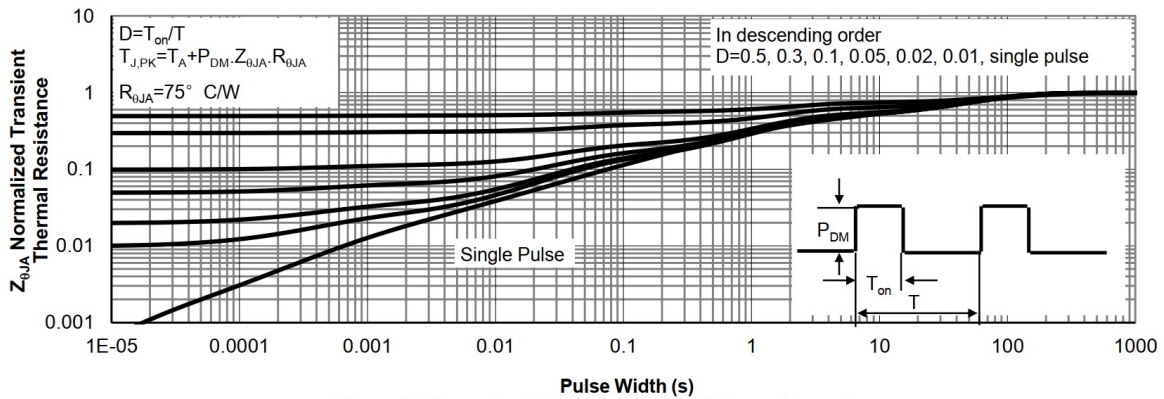
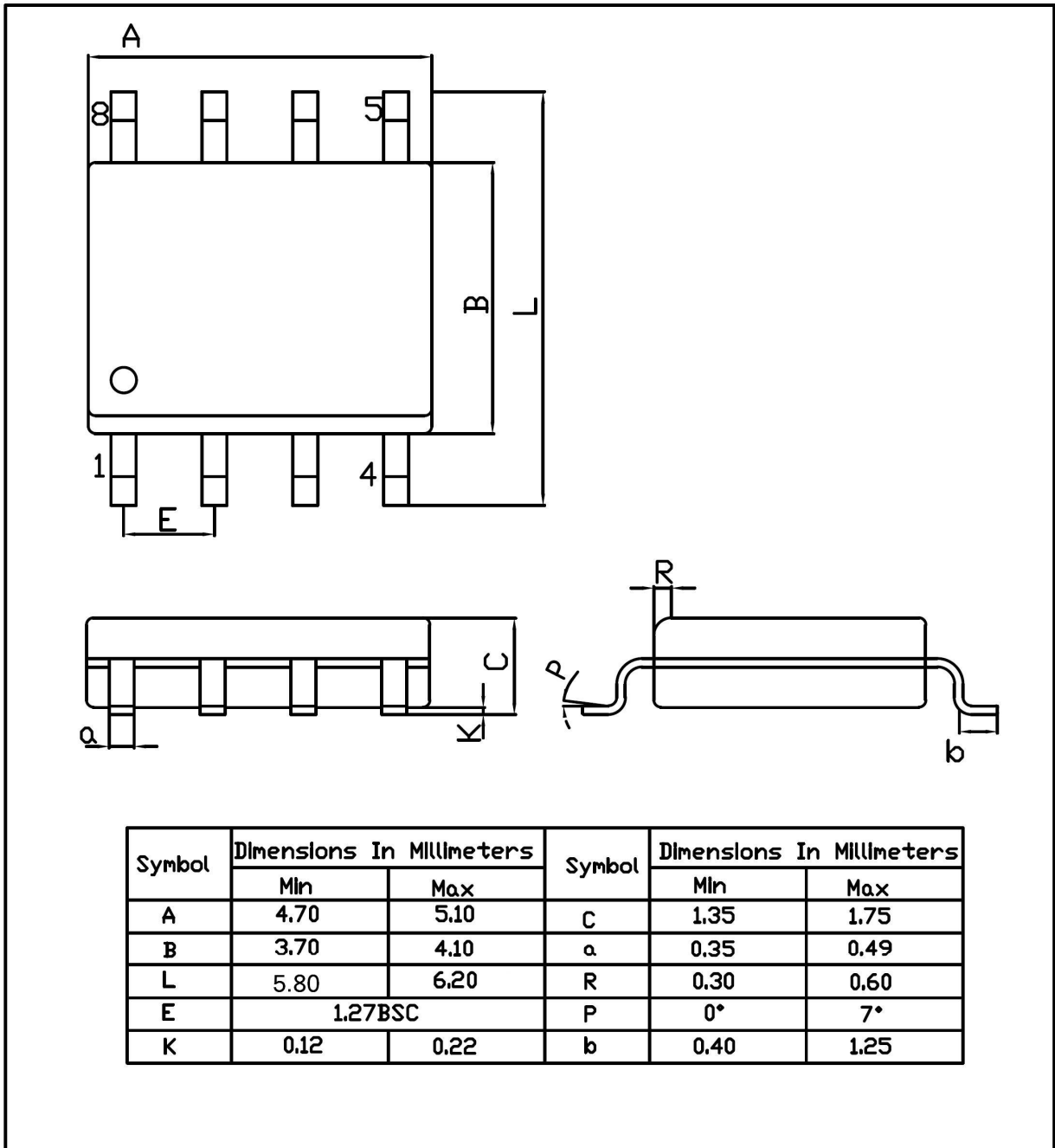


Figure 10: Normalized Maximum Transient Thermal Impedance

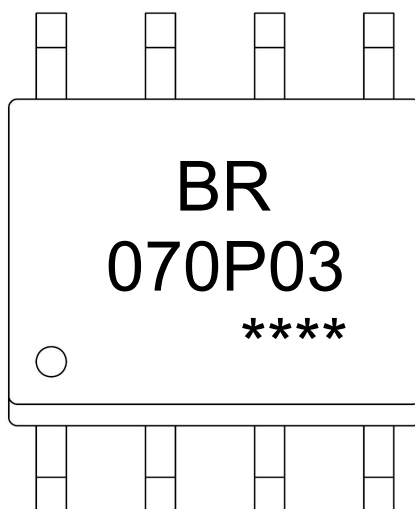
外形尺寸图 / Package Dimensions

SOP-8

Unit:mm



印章说明 / Marking Instructions



说明：

BR： 为公司代码

070P03： 为型号代码

****： 为生产批号代码，随生产批号变化

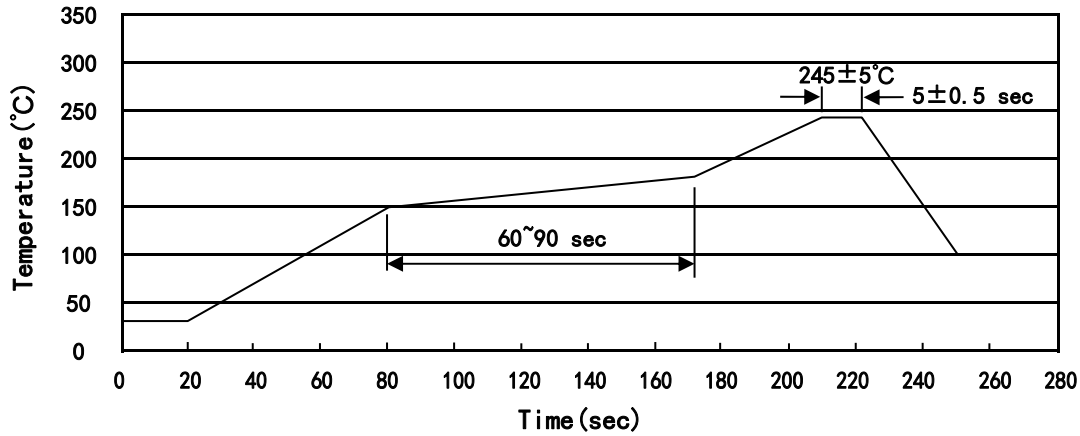
Note:

BR: Company Code

070P03: Product Type Code

****: Lot No. Code, code change with Lot No

回流焊温度曲线图(无铅) / Temperature Profile for IR Reflow Soldering(Pb-Free)



说明：

- 1、预热温度 150~180°C，时间 60~90sec;
- 2、峰值温度 245±5°C，时间持续为 5±0.5sec;
- 3、焊接制程冷却速度为 2~10°C/sec.

Note:

- 1.Preheating:150~180°C, Time:60~90sec.
- 2.Peak Temp.:245±5°C, Duration:5±0.5sec.
3. Cooling Speed: 2~10°C/sec.

耐焊接热试验条件 / Resistance to Soldering Heat Test Conditions

温度：260±5°C

时间：10±1 sec.

Temp.:260±5°C

Time:10±1 sec

包装规格 / Packaging SPEC.

卷盘包装 / REEL

Package Type 封装形式	Units 包装数量					Dimension 包装尺寸 (unit: mm ³)		
	Units/Reel 只/卷盘	Reels/Inner Box 卷盘/盒	Units/Inner Box 只/盒	Inner Boxes/Outer Box 盒/箱	Units/Outer Box 只/箱	Reel	Inner Box 盒	Outer Box 箱
SOP/ESOP-8	4,000	2	8,000	6	48,000	13" ×12	360×360×50	380×335×366

使用说明 / Notices